

# Loose-Filled and Tapped Densities of Chopped Switchgrass, Corn Stover and Wheat Straw

## Abstract

Bulk density is one of the important engineering property of biomass having significant impact on the supply logistics and processing in ethanol production facilities using lignocellulosic materials. Most of the comminuted biomass are fluffy and results in significant increase in bulk density by tapping. Switchgrass, wheat straw and corn stover were chopped in a knife mill at different operating conditions including four different screens having 50.0, 25.0, 18.75, 12.5 mm diameter. Loose-filled bulk densities were found to be  $67.5 \pm 18.4 \text{ kg/m}^3$  for switchgrass,  $36.1 \pm 8.6 \text{ kg/m}^3$  for wheat straw, and  $52.1 \pm 10.8 \text{ kg/m}^3$  for corn stover. Tapped bulk densities were found to be  $81.8 \pm 26.2 \text{ kg/m}^3$  for switchgrass,  $42.8 \pm 11.7 \text{ kg/m}^3$  for wheat straw, and  $58.9 \pm 13.4 \text{ kg/m}^3$  for corn stover. The maximum volume reduction ratio observed for switch grass, wheat straw and corn stover was 0.159, 0.165, and 0.154 respectively for finely chopped samples and 0.107, 0.117, and 0.098 respectively for coarsely chopped samples. By tapping, the infinite compressibility achieved was highest for chopped switchgrass followed by chopped wheat straw and corn stover indicated by the 'a' values in the sone's model. However the ease of compaction was least for chopped wheat straw followed by chopped switchgrass and corn stover. This indicated that the chopped wheat straw particle compacts very rapidly by tapping compared to chopped switchgrass and corn stover. Hausner ratio, a measure of internal friction, determined after 50 taps was in the range of 1.114 to 1.321 for chopped switchgrass, 1.105 to 1.309 for chopped wheat straw and 1.060 to 1.239 for chopped corn stover.

## Introduction

- Bulk density is an important engineering property having significant impact on handling storage and transportation issues.
- Bulk density of chopped biomass is very low (<300 kg/m<sup>3</sup>).
- Bulk density depends on material composition, particle size and distribution, particle shape, orientation of particles, specific density, moisture content and applied axial pressure.
- Bulk density increases due to vibration and tapping during handling and transportation.
- Bulk density increases due to normal load during storage.
- Hence the compaction behavior of chopped biomass is very important.

## Objectives

- To study the effect of particle size on bulk density of chopped biomass
- To evaluate the compaction behavior of chopped biomass subjected to tapping



## Methods and Materials

Raw material: Switchgrass, wheat straw, and corn stover chopped in a knife mill

Particle size : method no. ASAE S 424.1 (ASAE, 2004)

### Loose filled bulk density

Weight of chopped biomass in a cylindrical container having 149 mm diameter and 143 mm height



$$\text{Loose filled bulk density} = \frac{\text{Weight of the biomass}}{\text{Volume of the biomass}}$$

### Tapped bulk density

Cylinder with biomass was tapped on a wooden platform for 50 times

$$\text{Tapped bulk density} = \frac{\text{Weight of the biomass}}{\text{Cylinder volume} - \text{settled volume reduction}}$$

$$\text{Hausner ratio} = \frac{\text{Tapped bulk density } (\rho_L)}{\text{Loose filled bulk density } (\rho_T)}$$

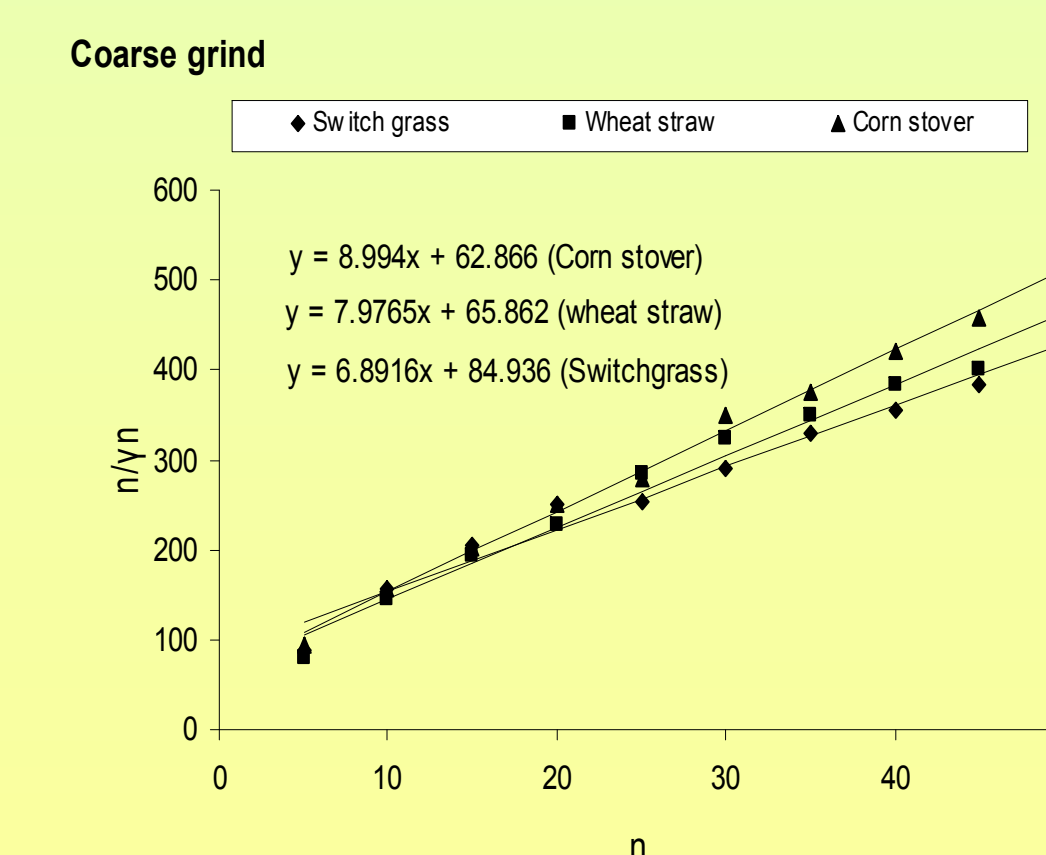
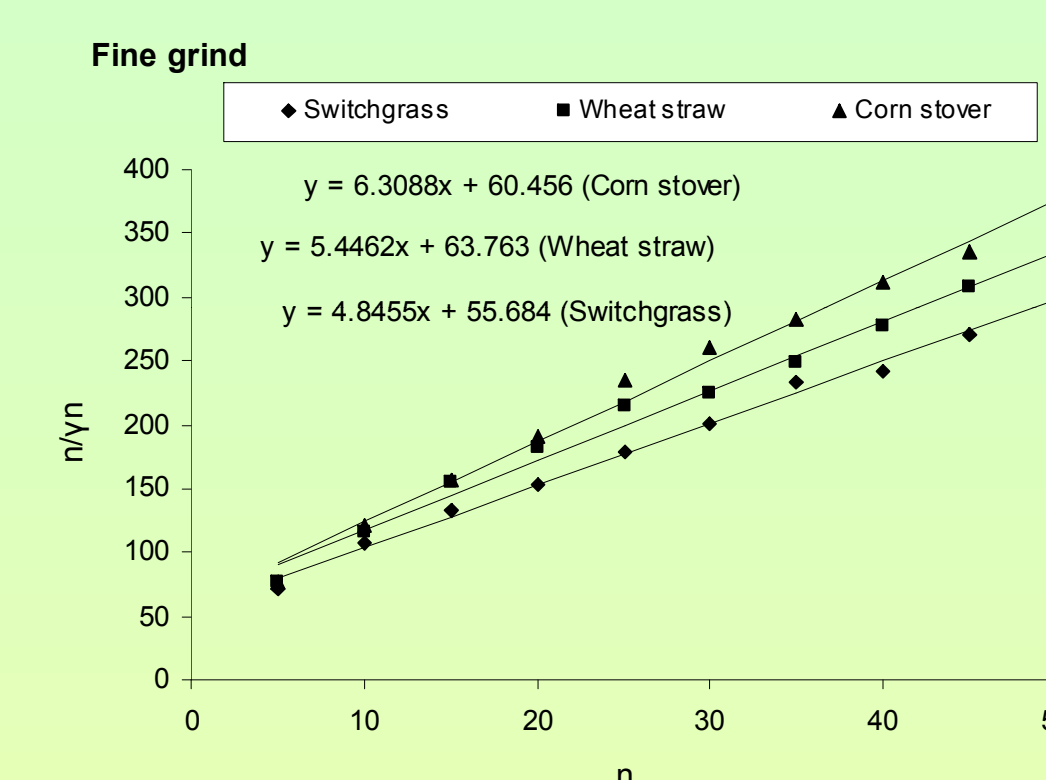
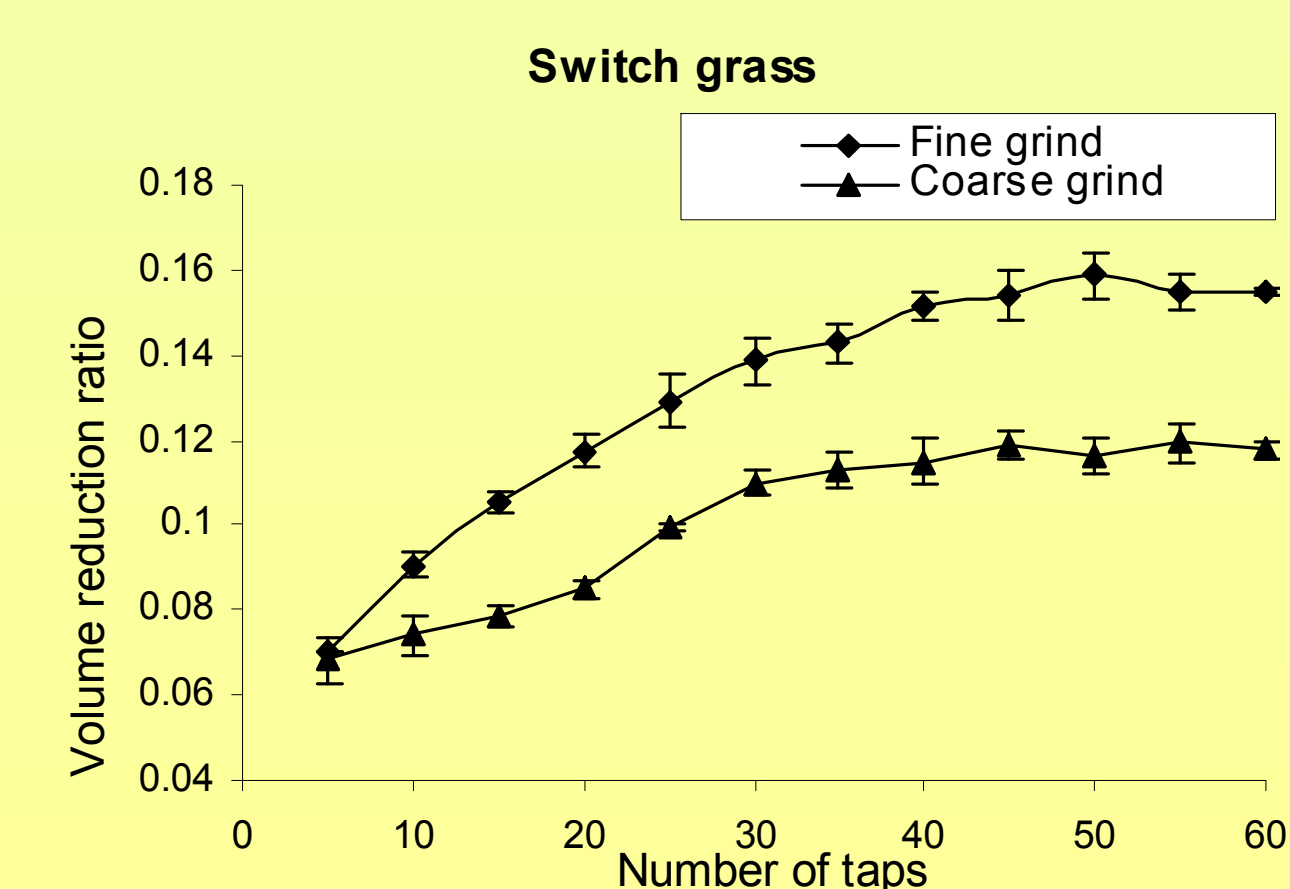
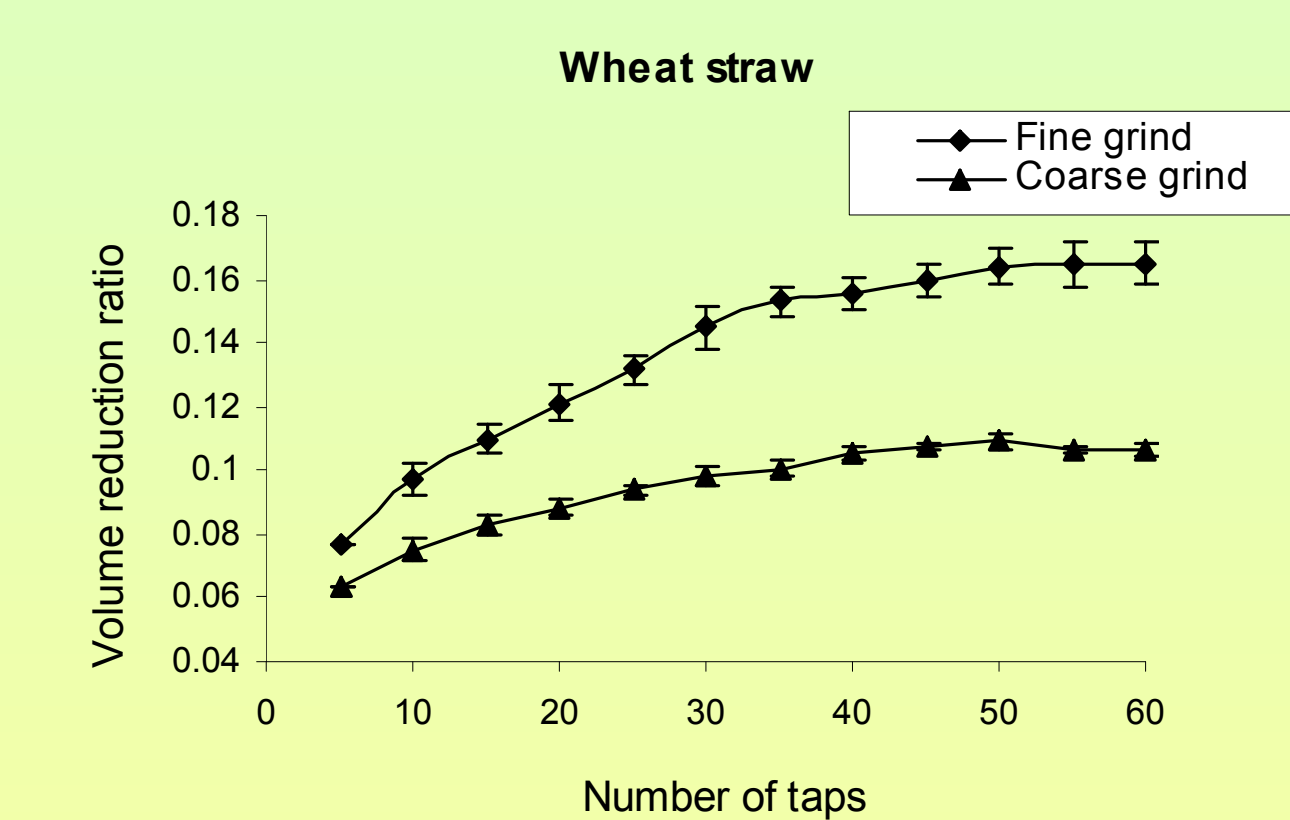
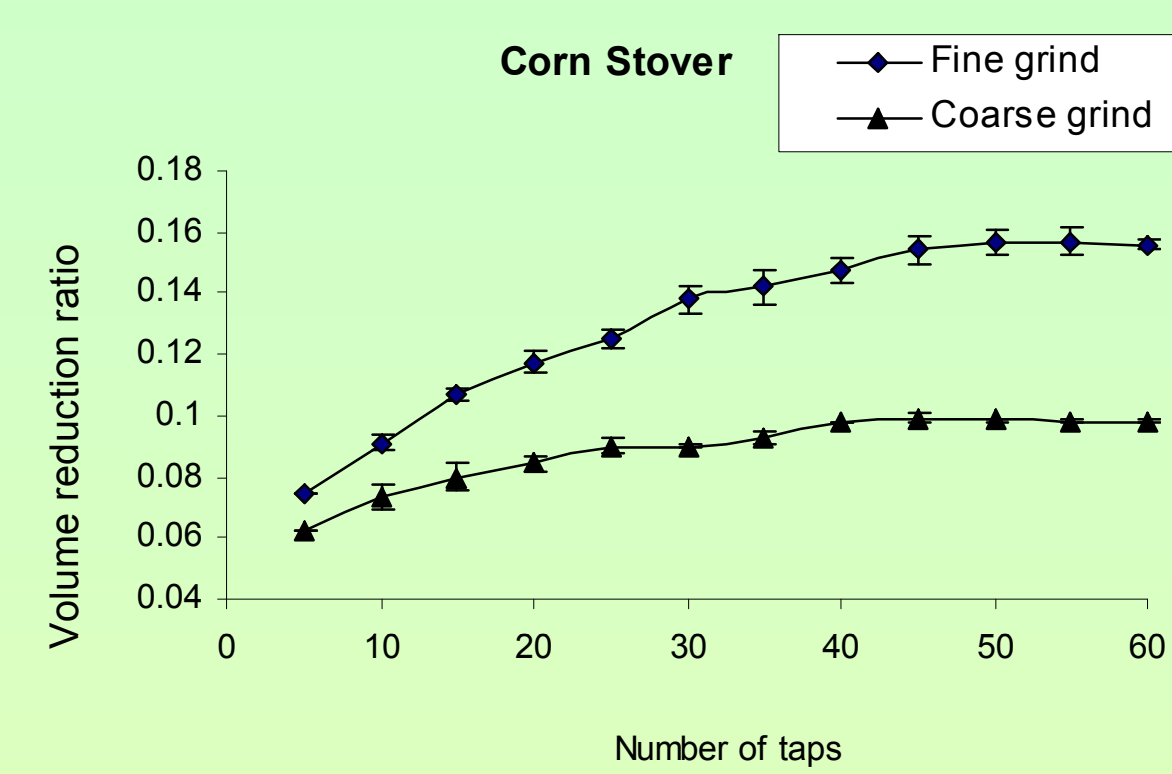
### Compaction behavior

- Volume reduction was measured for every 5 taps.
- 2 Particle size each in switchgrass, wheat straw and corn stover

$$\gamma_n = \frac{(V_0 - V_n)}{V_0} = \frac{abn}{1 + bn}$$

$$\frac{n}{\gamma_n} = \frac{1}{ab} + \frac{n}{a}$$

## Results and discussion



$$TBD_{CS} = 86.364 - 3.27 * X_{gm} \quad R^2=0.74$$

$$BD_{CS} = 74.305 - 2.643 * X_{gm} \quad R^2=0.74$$

## Chopped wheat straw

Treatment No.	X <sub>gm</sub> (mm)	S <sub>gm</sub> (mm)	Loose filled bulk density (Kg/m <sup>3</sup> )	Tapped bulk density (Kg/m <sup>3</sup> )	Hausner ratio
1	3.17	2.06	52.21 <sup>a</sup>	65.49 <sup>a</sup>	1.254
2	3.35	2.12	50.46 <sup>b</sup>	62.75 <sup>b</sup>	1.244
3	3.50	2.08	48.12 <sup>c</sup>	59.70 <sup>d</sup>	1.241
4	3.67	2.18	50.79 <sup>ab</sup>	60.09 <sup>bed</sup>	1.203
5	4.21	2.15	43.91 <sup>e</sup>	50.67 <sup>efg</sup>	1.154
6	4.33	2.16	41.30 <sup>ef</sup>	48.35 <sup>h</sup>	1.171
7	4.37	2.13	38.55 <sup>h</sup>	49.22 <sup>gh</sup>	1.277
8	4.40	2.09	42.33 <sup>f</sup>	50.04 <sup>fgh</sup>	1.182
9	4.52	2.11	40.77 <sup>g</sup>	49.63 <sup>fgh</sup>	1.217
10	4.61	2.19	44.41 <sup>e</sup>	51.89 <sup>e</sup>	1.168
11	5.33	2.23	37.23 <sup>ih</sup>	45.17 <sup>ij</sup>	1.212
12	5.42	2.27	32.96 <sup>lm</sup>	38.95 <sup>o</sup>	1.182
13	6.53	2.29	34.95 <sup>kl</sup>	41.56 <sup>lm</sup>	1.206
14	6.67	2.44	34.28 <sup>kl</sup>	39.67 <sup>no</sup>	1.157
15	6.86	2.40	35.50 <sup>jk</sup>	42.18 <sup>km</sup>	1.188
16	7.06	2.15	38.49 <sup>h</sup>	44.74 <sup>ij</sup>	1.162
17	7.09	2.37	38.21 <sup>h</sup>	45.44 <sup>j</sup>	1.189
18	7.48	2.49	33.97 <sup>lm</sup>	39.05 <sup>o</sup>	1.149
19	7.91	2.39	37.41 <sup>hi</sup>	42.88 <sup>kl</sup>	1.146
20	9.25	2.70	31.05 <sup>h</sup>	35.81 <sup>p</sup>	1.153
21	10.25	2.63	25.11 <sup>p</sup>	27.78 <sup>r</sup>	1.106
22	10.39	2.38	24.57 <sup>p</sup>	26.96 <sup>rs</sup>	1.097
23	10.68	2.48	24.33 <sup>p</sup>	27.49 <sup>r</sup>	1.130
24	10.78	2.72	27.59 <sup>o</sup>	31.05 <sup>q</sup>	1.126
25	11.57	2.42	22.31 <sup>q</sup>	25.01 <sup>r</sup>	1.121
26	11.82	2.55	24.23 <sup>p</sup>	26.90 <sup>rs</sup>	1.110



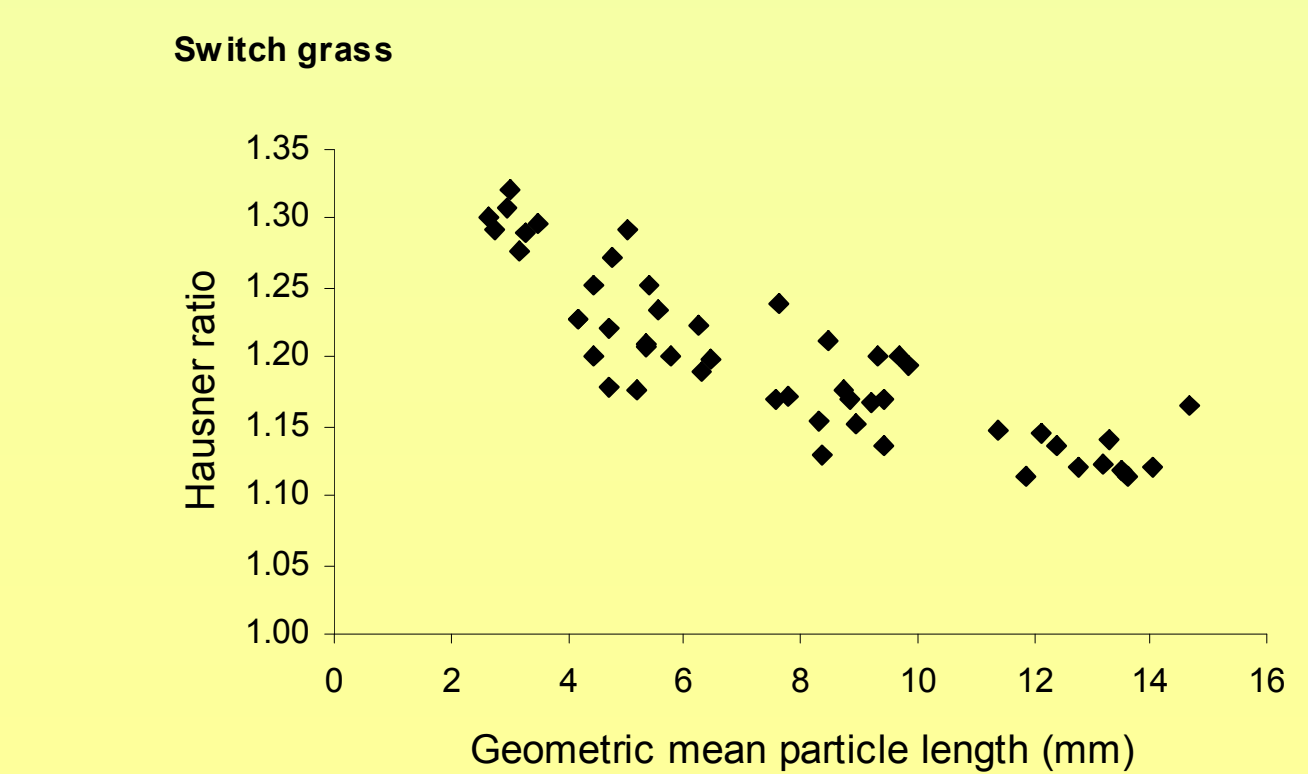
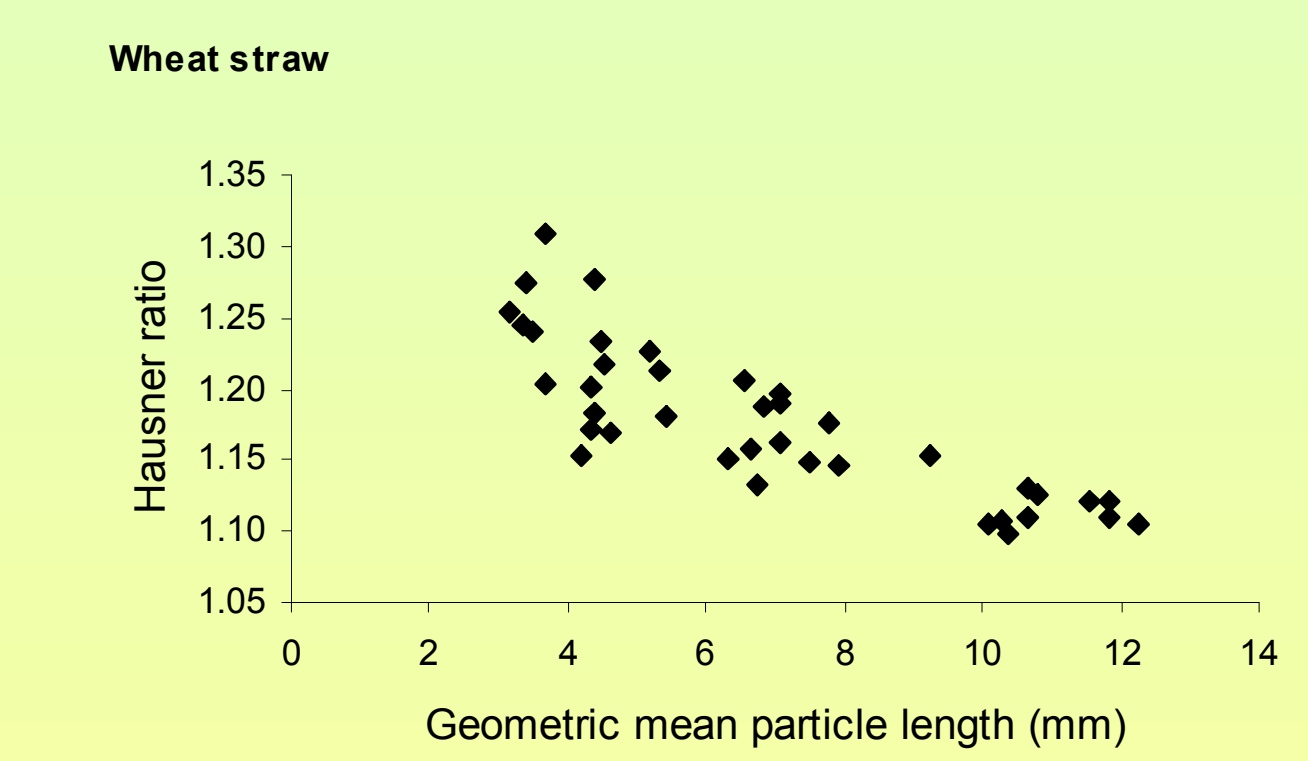
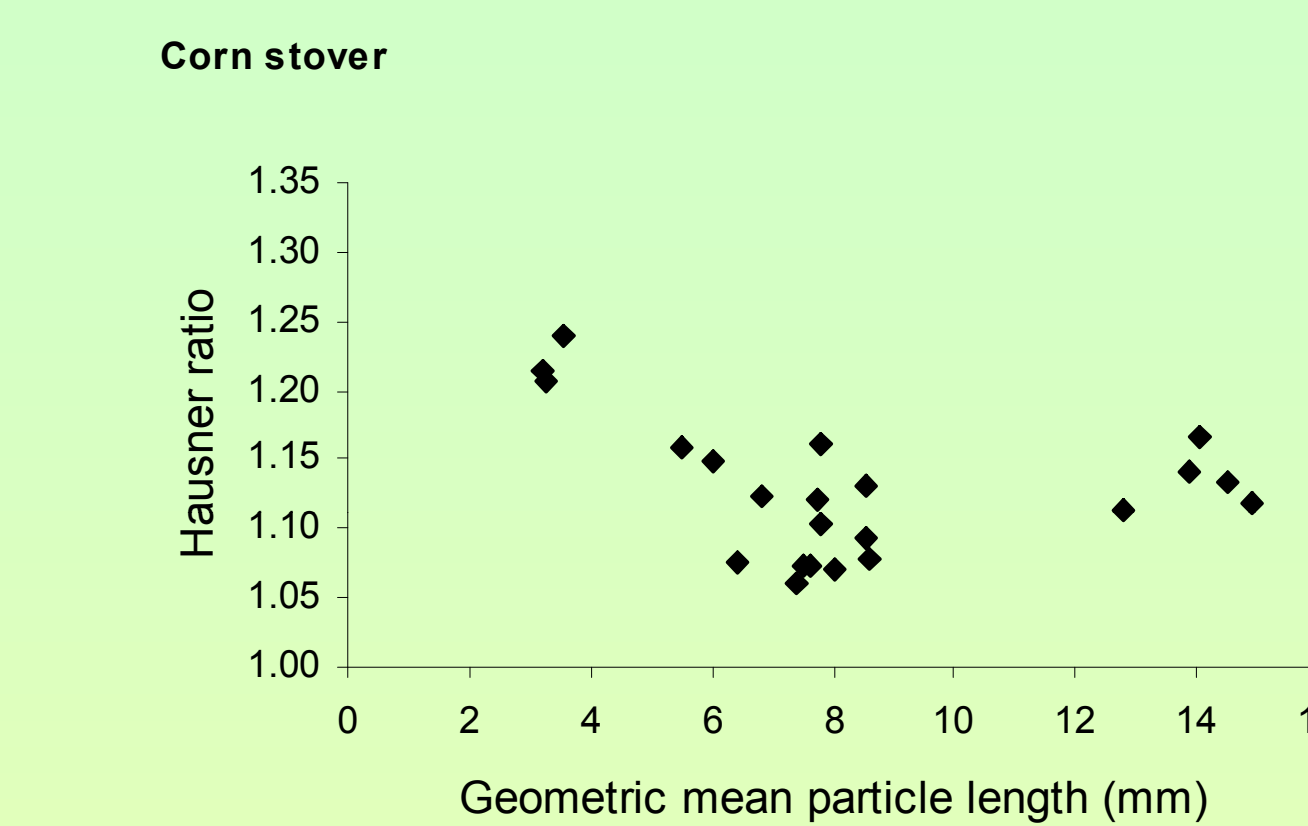
$$BD_{WS} = 55.244 - 2.79 * X_{gm} \quad R^2=0.87$$

$$TBD_{WS} = 69.100 - 3.81 * X_{gm} \quad R^2=0.87$$



$$BD_{SG} = 103.37 - 4.670 * X_{gm} \quad R^2=0.80$$

$$TBD_{SG} = 132.58 - 6.60 * X_{gm} \quad R^2=0.80$$



Sample	a	b
Wheat straw (fine)	0.191 <sup>b</sup>	0.090 <sup>f</sup>
Wheat straw (Coarse)	0.121 <sup>e</sup>	0.128 <sup>c</sup>
Switch grass (fine)	0.195 <sup>a</sup>	0.097 <sup>e</sup>
Switch grass (Coarse)	0.140 <sup>d</sup>	0.161 <sup>b</sup>
Corn Stover (fine)	0.186 <sup>c</sup>	0.100 <sup>d</sup>
Corn Stover (Coarse)	0.108 <sup>f</sup>	0.173 <sup>a</sup>

## Conclusions

- Chopped switchgrass had highest loose filled bulk density and tapped bulk density followed by chopped corn stover and wheat straw.
- Chopped switchgrass had the maximum infinite compressibility by tapping followed by wheat straw and corn stover.
- Chopped wheat straw settled rapidly during tapping compared to chopped switchgrass and corn stover.
- Chopped corn stover had the maximum difficulty in packing, minimum infinite compressibility.

## Acknowledgement

This research was supported in part by the USDA-NRCS Grant Agreement 68-3A75-4-136 and USDA-DOE Biomass Research and Development Initiative DE-PA36-04G094002